

# Writing an Essay

Name: \_\_\_\_\_

Topic/ Question: \_\_\_\_\_

Audience: \_\_\_\_\_

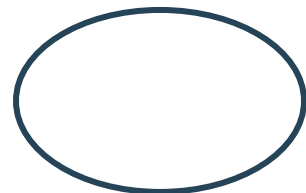
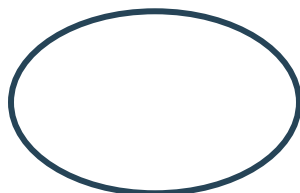
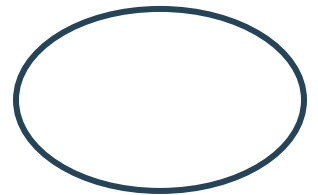
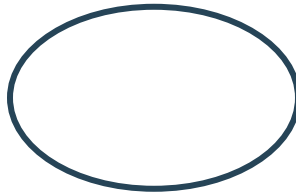
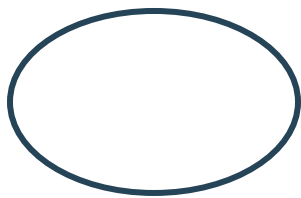
Purpose: \_\_\_\_\_

Step 1: What is the Question or Topic you will be writing about?

Step 2: Brainstorm interesting ideas that you can include in your essay. Pick 2-4 of your best ideas.



Step 3: Expand your best ideas and decide what reasons and evidence you will use to support your opinion.



Name: \_\_\_\_\_

Topic/ Question: \_\_\_\_\_

Audience: \_\_\_\_\_

Purpose: \_\_\_\_\_

Step 4: Write an introduction Paragraph. The introduction needs to include a hook (an interesting first sentence) and talk briefly about what you will be writing about. There is no information or facts given in the introduction paragraph.

Step 5: Write a concluding paragraph. The conclusion summarizes your points you have made, and includes thoughts feelings and wraps up your writing.

Step 6: Polish your essay:

- Where can transition words be added? There should be at least 5 per paragraph.

- Use descriptive language to make writing more interesting: Similes, Metaphors, Alliteration, Connotations, Comparison, Oxymoron, adjectives etc.
- Switch out frequently used words for more interesting words: (Said, nice, bad, good, interesting, mean, great, sad, happy are used too often, what other words can replace these?)



# Persuasive Writing Essays

Name: \_\_\_\_\_

Topic/ Question: \_\_\_\_\_

Audience: \_\_\_\_\_

Purpose: \_\_\_\_\_




Opinion:

---

---

---

---



Reason # 1

---

---

---

---

---

Reason # 2

---

---

---

---

---

Reason # 3

---

---

---

---

---



Evidence # 1

---

---

---

---

---



Evidence # 2

---

---

---

---

---



Evidence # 3

---

---

---

---

---



Opinion (re-state your opinion but include feelings and attitudes):

---

---

---

---



# Persuasive Writing Essays

Name: \_\_\_\_\_

Topic/ Question: \_\_\_\_\_

Audience: \_\_\_\_\_

Purpose: \_\_\_\_\_




Opinion:

---

---

---

---



Reason # 1

---

---

---

---

---

Reason # 2

---

---

---

---

---

Reason # 3

---

---

---

---

---



Evidence # 1

---

---

---

---

---

Evidence # 2

---

---

---

---

---

Evidence # 3

---

---

---

---

---



Opinion (re-state your opinion but include feelings and attitudes):

---

---

---

---



# Persuasive Writing Essays

Name: \_\_\_\_\_

Topic/ Question: \_\_\_\_\_

Audience: \_\_\_\_\_

Purpose: \_\_\_\_\_




Opinion:

---

---

---

---



Reason # 1

---

---

---

---

---

Reason # 2

---

---

---

---

---

Reason # 3

---

---

---

---

---



Evidence # 1

---

---

---

---

---

Evidence # 2

---

---

---

---

---

Evidence # 3

---

---

---

---

---



Opinion (re-state your opinion but include feelings and attitudes):

---

---

---

---

Name: \_\_\_\_\_

Topic/ Question: \_\_\_\_\_

Audience: \_\_\_\_\_

Purpose: \_\_\_\_\_

Writing Checklist:

Writing Process:

\_\_\_\_ Brainstorm

\_\_\_\_ Complete outline

\_\_\_\_ Write first Draft

\_\_\_\_ Peer edit first draft (content)

\_\_\_\_ Revise first draft (re-write)

\_\_\_\_ Self Edit (grammar, punctuation, spelling...)

\_\_\_\_ Peer edit

\_\_\_\_ Rewrite

\_\_\_\_ Publish

\_\_\_\_ 5 transition words used in each paragraph

\_\_\_\_ Strong word choice (replace common words)

\_\_\_\_ Use literary devices

\_\_\_\_ Interesting first hook sentence

\_\_\_\_ Topic sentence for each paragraph

\_\_\_\_ Concluding sentence for each paragraph

\_\_\_\_ Introduction Paragraph

\_\_\_\_ Concluding Paragraph